

**Jimmy · Suburban · Rally Wagon**


**G M C**



# Jimmy




Jimmy is the go-anywhere, do-anything truck that's great fun to own. It can be just about anything you want it to be including a small wrecker, snow plow pusher or the only way to get to that undiscovered fishing spot. (See opposite page for the opportunities of 4-wheel drive.) How and where you go is up to you but in a '76 Jimmy you'll drive with the security of a steel roof over your head. You'll also have full doors. The fiberglass top in back is removable. Standard engine is a smooth, quiet and economical six. Standard transmission, a three-speed manual. You'll get the run-down on optional V8s, four-speed and automatic when you get together with your GMC dealer and start laying out just how you and your new Jimmy will be working together. It will be the beginning of a new adventure.




New half-cab Jimmy design incorporates integral steel roof and full doors for front compartment, removable

fiberglass roof for rear compartment section. Tailgate is designed with manually-operated dropglass.

# GMC likes people




The regular Sierra seat trim is a tough, easy-to-clean vinyl. Order the High Sierra option package and you have a choice of Buffalo Hide grained vinyl or basket weave pattern cloth and vinyl trim. You can have the Buffalo Hide grained vinyl separately at extra cost if your Jimmy is the regular Sierra model.

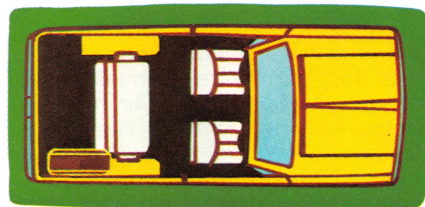
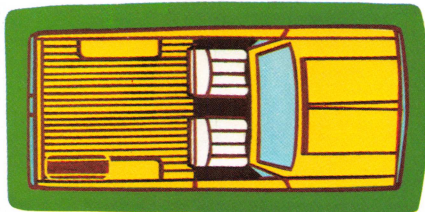
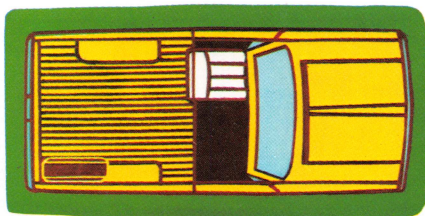


An efficient wraparound instrument panel is standard. The High Sierra option for Jimmy includes simulated woodgrain accents and

full instrumentation with gauges for oil pressure, temperature and voltage. You can also add a clock or tachometer.




Convenience is the name of the game when you own a Jimmy. For instance, the tailgate of your Jimmy is much like a wagon's and pulls down to serve as a loading platform.



## 4-Wheel Drive


The four-wheel-drive Jimmy is available with a basic 250 CID six and standard 3-speed manual transmission. Manual transmission models have a conventional front driving axle including free wheeling front hubs. Full-time four-wheel-drive is standard with automatic transmission for improved road traction and overall operation. With full-time four-wheel-drive your Jimmy is



equipped with an inter-axle differential that balances the speed variations between front and rear axles and locks manually into conventional four-wheel-drive for poor traction situations like loose sand or slippery snow. A front stabilizer bar, tapered front leaf springs, and power brakes are standard.

You can arrange for seating for up to five people. Bucket seats have a smart square back appearance. Buckets and optional full-width rear seat are in vinyl. The position of the rear seat and the spare tire mounting allows plenty of room for gear. A convenience feature you should think about is the optional tilt steering wheel. You'll appreciate it every time you get in or out.

# Suburban




The basic Sierra interior offers all-vinyl seat trim, molded door trim panels with armrests and a color-keyed instrument panel pad with simulated woodgrained applique. Available Sierra Grande and Sierra Classic option packages offer an even more attractive level of trim and

comfort. For instance, Sierra Classic side door panels are trimmed with simulated woodgrain appliques bordered with what looks like tooled leather. Ask your dealer for full information on how you can dress up your new Suburban. He has an impressive story.


A Suburban is what happens to the idea of a station wagon when it's taken over by people who solve the tough problems of building trucks. Think of it as a Wagon-Plus. On the practical side, you can order seating for up to nine, or 143.5 cubic feet of load space with the available second seat folded and the available third removed. You'll find that you can fit a full-sized 4 x 8 foot piece of plywood through the rear doors or available tailgate, and, if trailering is for you, the Suburban can tow a 9,000-pound trailer when properly equipped (see outside back cover). Four-wheel-drive Suburbans are available in  $\frac{1}{2}$  and  $\frac{3}{4}$ -ton models. Your GMC dealer can quickly bring you up-to-date on the requirements for four-wheel-drive.

*Some of the equipment shown or described is optional at extra cost.*

# GMC likes people




Available as an accessory, a roof rack adds to the smart appearance of your Suburban and gives you even more cargo capacity. The roof rack provides a secure tie-down for extra bulky objects.




Solid state High-Energy

Ignition is standard. There are no points to require periodic replacement and no ignition condenser to wear out. H.E.I. delivers a high voltage spark for improved ignition performance over the conventional point and condenser ignition system.




Add to your comfort with Dual Suburban Air Conditioning. The rear unit cools and recirculates inside air pre-cooled by the front air conditioner. Standard ventilation is a power flow-through system.




Two stage leaf spring rear suspension is standard. Staggered-mounted shock absorbers offset on each side of the axle help dampen out brake thrusts and power hop.

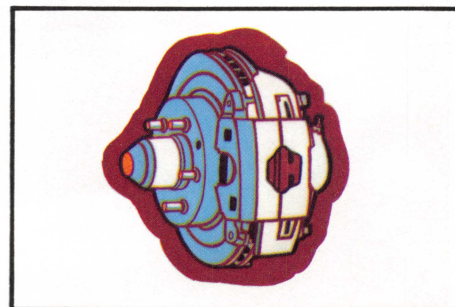
A conventional wagon-type tailgate can be specified. You can also order the tailgate rear window electrically operated, with power control up front.




Or you can have as standard double rear doors that swing fully open, past the bumper, for close in loading. The load floor is 27-inches off the ground.




With the choice of tailgate or double doors at the rear plus the options you have in seating arrangements, a GMC Suburban offers you great versatility and convenience.



Front brakes are discs for added resistance to heat, water and fading. Cast iron-steel rear brake drums are finned for efficient cooling. Power assist is standard for both the front disc brakes and the rear drums and specially selected for heavy-duty operation.



The optional tilt steering column adjusts to six different positions so you can choose your most comfortable angle. An adjustable column also helps make getting in and out of your Suburban easier.



You can have your Suburban with one, two or three seats. The full-width front seat is standard and the other seats are available for a maximum capacity of nine people. The optional third seat is removable.

# Rally Wagon - Rally STX




Rally STX models provide floor length carpeting, including front and rear wheel housings, woodgrained vinyl trim on door and side trim panels, a choice of striped nylon and vinyl or all-vinyl seat trim and high-

backed bucket driver and front passenger seats. Standard and Custom Rally Wagon model features include good-looking all-vinyl seat trim, complete floor insulation and floor length rubber mats.

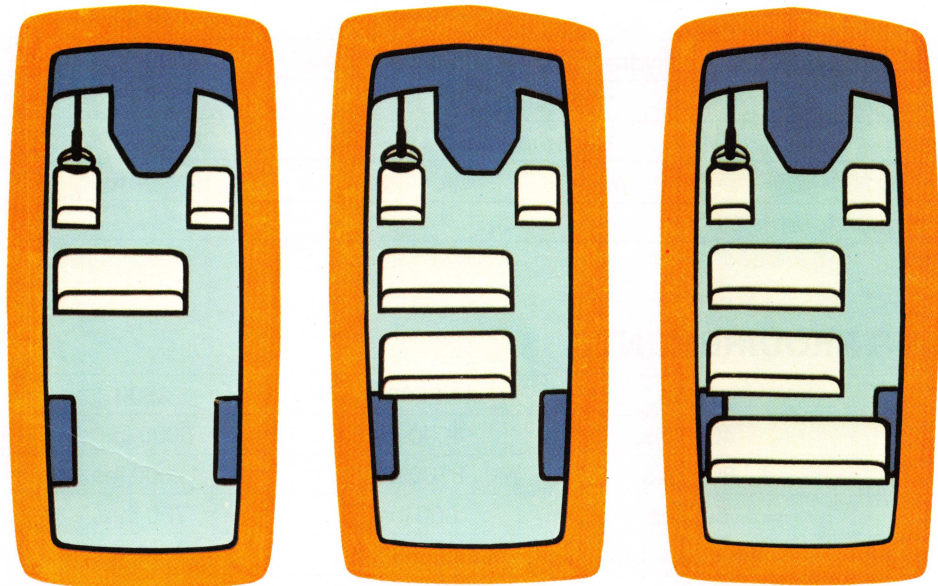
You tell us how you want your Rally Wagon or STX model, and then start making your plans—as big as you have in mind. Because you can have it in the standard set-up to seat five or you can order optional seats to look after as many as twelve. Interiors are roomy and comfortable and you can add Comfortilt steering, AM/FM radio, automatic transmission and power steering, air conditioning . . . you name it. Rally STX models have high-back bucket driver and front passenger seats as standard and of course they're available in Rally Wagons as well. Rally Wagons are for people who know what they want. And if that description fits you, just make yourself comfortable with your GMC dealer and in no time you'll be on your way in the wide, wide world of Rally-ing. Rally Wagons are for people who think big!

*Some of the equipment shown or described is optional at extra cost.*




Recessed instrument cluster is grouped for easy viewing. Instrument panel is color-keyed and padded. Control knobs have

international symbols for quick identification and are within easy reach of the driver. Optional air conditioning is shown.



A Rally Wagon comes with driver and front passenger bucket seats plus a full-width seat. A second full-width seat increases capacity


to eight. And a third seat, only optional on 1-ton units, can bring total accommodation all the way up to twelve people.




Rally Wagon bodies are electro-coated with rust-resisting primer before painting. Body and doors are completely immersed in a bath of special prime paint, electrically charged to draw the rust-resisting emulsion into corners and crevices. '76 Rally Wagons have additional anti-corrosion measures in many critical areas.




Freedom battery is a new option and is lighter-weight, maintenance-free and comes with a built-in charge indicator. Engine compartment corrosion is reduced.



This unit, located in the rear, cools and recirculates the inside air pre-cooled by the optional front air conditioner.



Wide opening sliding side door and double rear doors make entering and leaving convenient for your passengers.



All available rear seats have a quick release feature to greatly facilitate seat removal and installation. When extra cargo space is needed, you've got it.

## JIMMY TRAILER TOWING REQUIREMENTS

Series	1500	
Trailer max. weight loaded	4000 lbs.	6000 lbs.
Max. GCW	9500 lbs.	10,500 lbs.
Max. tongue load	500 lbs.	750 lbs.
Recommended engine	350 V8*	
Recommended transmissions	4-spd. or optional Hydra-matic	
Power brakes	Standard	
Power steering	Required	
Axle ratio	3.73:1	4.11:1
Heavy-duty cooling, generator and battery are required		

\*400 V8 is available on four-wheel drive models

## SUBURBAN TRAILER TOWING REQUIREMENTS

Series	1500		2500	
Trailer max. weight loaded	4000 lbs.	8000 lbs.	4000 lbs.	9000 lbs.
Max. GCW	10,500 lbs.	14,500 lbs.	11,500 lbs.	14,500
Max. tongue load	500 lbs.	900 lbs.	500 lbs.	1000 lbs.
Recommended engines	350 V8	454 V8	454 V8	454 V8
Recommended transmissions	4-spd. or Hydra-matic	Hydra-matic	Hydra-matic	Hydra-matic
Power brakes	Standard			
Power steering	Recommended			
Axle Ratio	4.11	4.10	3.21	4.10
Heavy-duty cooling, generator and battery required				

## RALLY WAGON TRAILER TOWING REQUIREMENTS

Series	1500	2500	3500
Trailer max. weight loaded	4000 lbs.	4000 lbs.	6000 lbs.
Max. GCW	8000 lbs.	8500 lbs.	11,000 lbs.
Max. tongue load	500 lbs.	500 lbs.	750 lbs.
Recommended engine	350 V8-4 bbl	350 V8-4bbl.	400 V8-4 bbl
Recommended transmission	Hydra-matic		
Power brakes	Standard	Standard	Standard
Power steering	Recommended	Recommended	Required
Axle Ratio	3.42	3.40	4.56
Heavy-duty generator and battery are required			

For Engine and Power Train details see your GMC Dealer

The illustrations in this catalog do not necessarily show standard colors, materials or equipment. General Motors of Canada Limited reserves the right to make changes at any time without notice in prices, colors, materials, equipment, specifications and models and also to discontinue models. This right may be exercised without incurring any responsibility to trucks previously sold.

GM-4705 Printed in Canada



**G M C**  
The Truck People from General Motors